



PRESSURE CARE SOLUTIONS

FOR HOSPITAL ENVIRONMENTS

Aspire for... Patient Comfort, Pressure Therapy, Staff Health & Safety



Overseas bed model shown

ACTIVE AIR® Bari 10

Alternating and Turning Mattress System

V Very High Risk
 Single - PTM639500
 King Single - PTM639510
 Super King Single - PTM639520



- **Dual Alternation:** Patented variable alternation cycles
- **Respiratory Therapy / Pulsation Mode:** Cycles between low pressure and firm inflation to promote oxygen saturation and improved perfusion during deep breathing exercises
- **Static Side Walls:** Improves patient safety and manual handling efficiency
- **Integrated Turning Therapy:** Allows patient rotation up to 400 for improved pressure care and to assist staff with patient handling requirements
- **Intelligent High Flow Pump:** Automatically switches to low-flow rates when alternating to improve patient sleep quality
- **Maximises Asset Utilisation:** Pump can be switched between modes for typical users (up to 160kg) and bariatric users (up to 450kg) ensuring a single asset can meet the broadest spectrum of patient needs
- **Multi-Stretch Vapour Permeable Cover:** Helps to reduce shear forces whilst improving skin microclimate
- **High Flow Rapid CPR Valve**
- **AutoLock:** Control panel automatically locks if not touched for 30 seconds, preventing accidental changes to modes and settings.
- **AutoProtect:** Intelligently ramps up air flow to the sacral region as bed backrest is raised

Rapid Pump Inflation

Minimises therapy response times and staff downtime



Audible / Visual Alarms

Integrated fault sensor and service indicator improves uptime and therapy outcomes



Infection Control Hospital Grade
 (Clean With Up To 10,000ppm Sodium Hypochlorite Solution)



Sizes Available:
 Single
 King Single
 Super King



Safe Weight Range:
 30kg – 450kg



Washable Removable Cover



Skin Microclimate
 Breathable & Waterproof

INTEGRATED TURNING THERAPY

Lateral (left/right side focused) inflation and alternation is designed to redistribute pressure while also assisting with patient handling:

- Programmable time and turn direction to meet individual patient needs
 - Alternation therapy continues during turning mode due to 1 in 4 alternation
 - Compliments patient repositioning programs
- Improves staff workplace health and safety



10-90min Turn Cycle

STAFF SAFETY

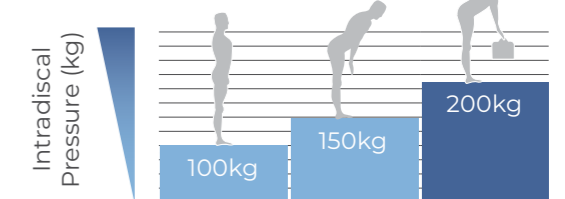
Turning assistance provides a positive benefit for staff and patients by:

- Reducing the forces required by staff to manually reposition a patient
- Improving comfort for the patient during the repositioning process

Facilitating more efficient daily processes such as:

- Positioning slings and slide sheets
- Patient repositioning, clothing, bathing and toileting
- Changing bed linen

Studies show leaning under load (e.g. rolling patients) significantly increase potential for injury



Reference: Waist circumference & waist-hip ratio, Report of a WHO expert consultation, Geneva, 8-11 December 2008

BARIATRIC BENEFITS

Seated Fowler Position supports:

- Focused sacral therapy
- Therapy continuation at meal times
- Respiratory considerations
- Pulsation therapy to compliment respiratory therapy programs
- Constant Low Pressure for pain management



1 in 2


Transverse Alternation



1 in 4

Checker Board Alternation

PRESSURE MAPPING



ACTIVE AIR® Acute 8 with turnassist

Dynamic Mattress Replacement

The Active Air Acute 8 is specifically designed to meet the demands of Critical Care environments, maximising patient comfort and therapeutic outcomes.

Very High Risk

Single - PTM639400T
King Single - PTM639410T



Rapid Inflation Turbo Pump
(Optional accessory: PTM639000)

- **AutoLock:** Control panel automatically locks if not touched for 30 seconds, preventing accidental changes to modes and settings.
- **AutoDetect:** Intelligently adjusts internal mattress pressure to suit patient weight
- **24 Narrow Profile Cells:** Improves comfort and therapeutic outcomes
- **Bed Surface Integration:** Engineered to profile with adjustable bed surfaces
- **Rapid Release CPR**
- **AutoProtect:** Intelligently ramps up air flow to the sacral region as bed backrest is raised
- **Variable Cycle Times:** Adjustable therapy and comfort levels
- **Safety Cell Layer:** Static base layer to prevent bottoming out and improve sleep quality
- **Turnassist Valve**

Rapid Inflater Compatible

Minimises therapy response times and staff downtime



Audible / Visual Alarms

Integrated fault sensor and service indicator improves uptime and therapy outcomes



Infection Control: Hospital Grade
(Clean With Up To 10,000ppm Sodium Hypochlorite Solution)



Sizes Available:
Single
King Single



Safe Weight Range:
30kg – 250kg



Washable Removable Cover



Skin Microclimate
Breathable & Waterproof



Easy to operate valves located on the side of the mattress (foot end) engage lateral turning through integrated air cells. This function drastically reduces the WHS impact on care workers with a turning angle of up to 300 whilst also improving:

- In-bed washing
- Changing of Linen and Clothing
- Positioning of manual handling slings/sheets
- Targeted relief of asymmetric/laterally located pressure areas

DESIGNED FOR ACUTE CARE ENVIRONMENTS



1 in 3

1 in 3 Cell Alternation Cycle with 24 Narrow Profile cells

Improves patient comfort by reducing space between cells and increasing patient support surface area.



Dual

Dual Compressor Pump

Reduces noise and efficiently manages patient therapy at highest patient weight loads (250kg).



Focused Heel Care

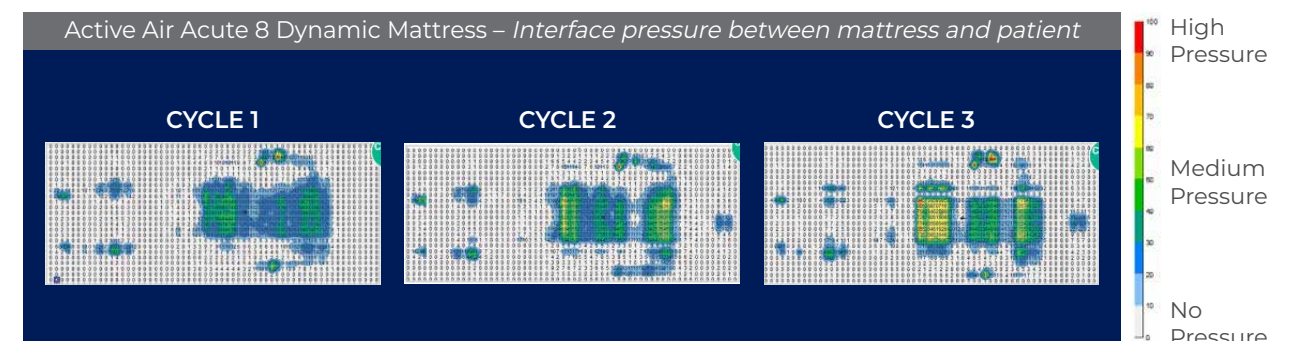
Removable heel cells facilitate rapid response to changes in heel therapy needs.



Clear Communication

On pump patient weight guide, troubleshooting guides and mattress cover graphics provide critical information such as cleaning instructions, asset ID numbers and servicing considerations.

PRESSURE MAPPING



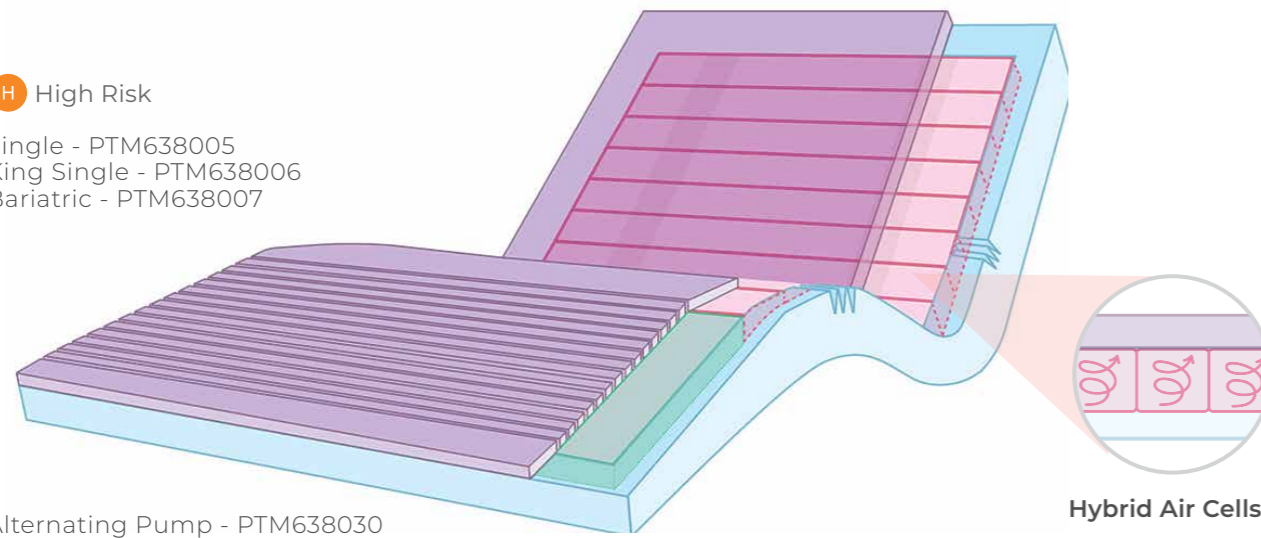
HYBRID Comfort

Passive to Active Support Surfaces

The Hybrid Comfort is an adaptable mattress system offering foam-in-cell technology enabling flexible operation as a high comfort foam static support surface or a powered-up alternating pressure support surface. Specifically re-engineered for increased patient comfort, foam layering supports a 50-230kg effective patient weight range. Bariatric model caters to users up to 380kg.

H High Risk

Single - PTM638005
King Single - PTM638006
Bariatric - PTM638007



Alternating Pump - PTM638030
Alternating Pump - Bariatric PTM638032

Hybrid Air Cells

- **Immersive Visco-Elastic Memory Foam Surface**
Top layer is now twice as thick to offer significant improvement in user comfort.
- **Intelligent Hose Management:** When not in use the air-hose can be stored internally, reducing infection control and OH&S risks.
- **Integrated Shear Reduction:** Memory foam layer moves independently of the cell surface reducing shear when bed is adjusted.
- **Optimised Heel Protection:** Tapered heel zone redistributes pressure to lower leg, away from the vulnerable heel region. The castellated surface collapses in a wave-like movement reducing shear.
- **Innovative Pump Technology:** Reduces noise and vibration for undisturbed sleep

CLINICAL BENEFITS

- **Infection Control** – Fully welded seams, with waterfall zip covers, protect against fluid ingress
- **Skin Microclimate** – Multi-stretch cover reduces shear and promotes air flow and optimal skin microclimate
- **Sleep Quality** – Innovative pump technology reduces noise and vibration
- **CPR Compatible** – In non-powered mode, the foam-core cells allow CPR to take place. When in powered mode, simply disconnect the pump to facilitate resuscitation
- **Reduced Manual Handling Effort** – Mattress handles assist staff moving mattresses



Infection Control: Hospital Grade
(Clean With Up To 10,000ppm Sodium Hypochlorite Solution)



Sizes Available:
Single
King Single



Safe Weight Range:
50kg – 230kg



Washable Removable Cover



Skin Microclimate
Breathable & Waterproof

LIFECOMFORT® Premier Care Acute Engineered Multi-Layered Support

State of the art immersive memory foam layer up to 8x more breathable than conventional memory foam for an optimal sleep temperature and skin microclimate management.

M Medium Risk

Single - BEM046735
Ward Single - BEM046737
King Single - BEM046740



Quad Layer

The multi-layered support surface with castellated cells, closely contours to the user's body for optimal pressure redistribution and comfort

- **Effective Manual Handling:** Integrated handles on both sides of the mattress surface assist safe manual handling when moving mattress between rooms and wards
- **4-Way Stretch Top Cover:** 4-way stretch top for shear mitigation and friction reduction and 4-sided zipper with waterfall covers that can be easily removed for effective cleaning and infection control
- **Reinforced Side Walls:** Maximise patient mobility and reduce manual handling burden on staff when assisting patients in and out of the bed

CLINICAL BENEFITS

- MEMair BREEZE™ top layer offers leading breathability for a cooler more immersive sleep surface
- Convoluted second layer coupled with varying foam grades



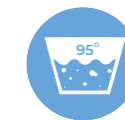
Infection Control: Hospital Grade
(Clean With Up To 10,000ppm Sodium Hypochlorite Solution)



Sizes Available:
Single
King Single



Safe Weight Range:
30kg – 250kg



Washable Removable Cover




Skin Microclimate
Breathable & Waterproof

LIFECOMFORT® Acute Care Castellated Static Support Surface

Has three foam layers including a castellated patient surface providing users with immersive, pressure relieving support and air flow for enhanced skin microclimate

M Medium Risk

Single - BEM046615
King Single - BEM046616



Dual Layer

The U-shaped base and sidewall structure provides support to assist with patient transfers and creates roll resistance at the sleep surface edges

- **Clear Communication:** Mattress cover graphics offer critical information such as cleaning instructions and space for asset ID numbers to be recorded
- **Bed Surface Integration:** Hinged foam core allows mattress to move with profiling bed surfaces
- **Mattress Rotation Guide:** Intuitive cover graphics remind nursing, caring and cleaning staff to continually rotate mattress for improved performance and longevity
- **Cleaning:** Compatible with solutions containing up to 10,000ppm Sodium Hypochlorite

- Castellated patient surface promotes airflow through varying size channels. Sections move independently to redistribute shear and compression forces

SPECIFICATIONS



Active Air Bari 10



Active Air 8 Acute



Hybrid Comfort



Premier Care Acute



Acute Care

ACUTE ALTERNATING AIR & FOAM MATTRESSES

Sizes & Codes	Single	PTM639500	PTM639400T	PTM638005	BEM046735	BEM046615
	Ward Single	-	-	-	BEM046737	-
	King Single	PTM639510	PTM639410T	PTM638006	BEM046740	BEM046616
	Super King Single	PTM639520	-	-	-	-
	Bariatric	-	-	PTM638007	-	-
System	Air Mattress Replacement	Air Mattress Replacement	Hybrid Mattress	Foam Mattress	Foam Mattress	
Risk Category	High Risk – Very High Risk	High Risk – Very High Risk	Medium to High Risk	Medium to High Risk	Medium to High Risk	
Patient Weight	30kg – 450kg	30kg – 250kg	50kg – 230kg	30kg-250kg	50kg-250kg	
Number of Cells	20	24	9	N/A	N/A	
Static Head Cells	0	3	N/A	N/A	N/A	
Cell Cycle	1 in 2, 1 in 4	1 in 3	1 in 2	N/A	N/A	
Cycle Time	10 / 15 / 20 mins	10 / 15 / 20 / 25 / 30 mins	11 mins	N/A	N/A	
Cell Material	Pure TPU	Pure TPU	PU	N/A	N/A	

DIMENSIONS (L x W x H in mm)

Single	2000 x 900 x 270	2000 x 900 x 200	1980 x 895 x 170	2000 x 900 x 150	1980 x 880 x 150
King Single	2000 x 1070 x 270	2000 x 1050 x 200	1980 x 1050 x 170	2000 x 1050 x 150	2030 x 1050 x 150
Super King Single	2000 x 1230 x 270	N/A	N/A	N/A	N/A
Weight	11kg – 16kg	9kg – 11kg	20kg – 22kg	14kg – 16kg	14kg – 16kg
Safe Working Load	450kg	250kg	230kg	250kg	250kg
ARTG Number	293518	293518	291660	288486	288486

PUMP

Controls	Digital	Digital	Digital	N/A	N/A
Weight	6.5kg	4.6kg	3.5kg	N/A	N/A
Dimensions (mm)	400 x 175 x 275	420 x 130 x 230	320 x 130 x 230	N/A	N/A
Supply Voltage	230V, 50Hz	230V, 50Hz	230V, 50Hz	N/A	N/A

FEATURES

AutoDetect	N/A	✓	N/A	N/A	N/A
AutoProtect	✓	✓	N/A	N/A	N/A
AutoLock	✓	✓	N/A	N/A	N/A
CPR Release	✓	✓	N/A	N/A	N/A
Lateral Turning	✓	✓	N/A	N/A	N/A

WARRANTY

Foam	N/A	N/A	5 Years	5 Years	5 Years
Cover	2 Years	2 Years	2 Years	4 Years	4 Years
Air Mattress	2 Years	2 Years	N/A	N/A	N/A
Pump	2 Years	2 Years	2 Years	N/A	N/A

Active Air is a registered trademark.